







Previsión a corto plazo

Promedios de estación

	 °C	 %	 hPa	 km/h	 mm/h	 °C
12 Jun	26.2 / 15.4	60.6	1015.9	6.0	0.5	25.2 / 14.9
13 Jun	26.0 / 17.3	60.3	1014.8	7.0	0.7	25.5 / 16.6
14 Jun	27.5 / 16.4	58.0	1014.1	7.3	0.0	26.9 / 15.7
15 Jun	26.7 / 17.7	61.5	1014.6	6.2	0.2	26.4 / 17.2
16 Jun	25.4 / 16.9	65.5	1015.8	6.0	2.3	25.3 / 16.8
17 Jun	25.1 / 16.8	67.2	1015.9	5.5	2.4	25.7 / 16.4
18 Jun	25.6 / 16.4	65.8	1016.6	6.4	0.1	25.5 / 16.3
19 Jun	25.2 / 17.1	68.7	1016.7	5.7	0.2	25.7 / 17.3
20 Jun	26.1 / 17.3	68.5	1016.2	5.6	2.4	26.4 / 17.7

Extremos de la estación

	 °C	 %	 hPa	 km/h	 km/h	 mm/h	 °C
12 Jun	32.4 2022	94.0 2016, 2020	1026.5 2026	51.5 2018	56.3 2018	4.0 2024	33.3 2022
	9.3 2019	25.0 2014	1001.2 2020	-	-	-	6.3 2019
13 Jun	32.6 2016	95.0 2015	1025.4 2026	51.5 2018	72.4 2018	5.6 2023	31.5 2014, 2022
	10.1 2024	24.0 2014	1006.6 2016	-	-	-	6.9 2018
14 Jun	33.9 2022	94.0 2015	1019.7 2025	46.7 2018	59.5 2023	0.0 > 3 casos	33.3 2022
	12.2 2020	16.0 2014	1005.2 2016	-	-	-	7.9 2018
15 Jun	35.6 2022	94.0 2024	1022.7 2025	45.1 2014	46.7 2014	2.2 2015	36.7 2022
	14.4 2015	27.0 2019	999.4 2016	-	-	-	8.5 2014
16 Jun	35.4 2022	97.0 2024	1023.5 2025	31.1 2016	40.2 2016	23.2 2015	35.7 2022
	13.6 2015	24.3 2022	1001.9 2016	-	-	-	9.0 2014
17 Jun	33.9 2022	95.0 2024	1021.7 2025	40.2 2015	57.9 2015	25.2 2021	34.7 2022
	11.2 2016	28.0 2018	1007.4 2021	-	-	-	7.9 2015
18 Jun	33.2 2022	95.0 2024	1025.2 2016	35.0 2016	54.7 2016	0.6 2020	34.5 2022
	11.3 2014	30.4 2017	1010.6 2024	-	-	-	7.2 2016
19 Jun	30.1 2025	95.7 2020	1025.8 2016	32.2 2015	56.3 2016	1.4 2021	32.7 2025
	13.2 2016	29.0 2019	1008.6 2022	-	-	-	6.7 2016
20 Jun	32.0 2025	96.0 2020	1023.4 2016	30.6 2024	45.1 2024	17.4 2024	33.8 2025
	13.2 2014	34.0 2014, 2015	1007.6 2021	-	-	-	10.8 2016

Almanaque

